

HZB12-100FA Valve Regulated Lead Acid battery.
12 year design life for stand by power applications.
12 Volts 100 Ah

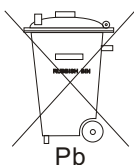
Features - Designed to meet the future needs of the Tele-communications industry for - mobile, wired, access, transmission, switching, integrated power applications etc. Resulting in the following benefits to the customer:

- Compactness
- ETSI / 19" / 23" Integration
- Modularity
- Rackable Standard component
- Long life
- Use under extreme conditions
- High power volume ratio
- Maintenance free utilising VRLA technology
- Low Installation costs
- Front Connections and terminal access
- Long Design Life - 12 years
- Rope handles on 100Ah upwards
- Central gassing system and hinged front covers on all models
- Integral flame arrestor
- Low Internal resistance
- Recyclable lead and plastics
- Designed to meet BELLCORE, BS6290 Pt4, IEC 896-2 recommendations
- Utilising Gel technology
- Excellent Cycling ability
- Low self discharge rates
- Compression plate absorbs grid expansion



Specifications

Nominal Voltage	12 Volts
Design Life	12 Years
Operating Temperature	-20 °C to 50 °C
Grid alloy	Calcium / Tin lead alloy
Plates	Flat Pasted
Separator	AGM - Absorbant Glass Mat
Active material	Very high purity lead
Case and cover	ABS (VO on request)
Charge Voltage	Float 2.27 - 2.30 VPC @25 °C Cycliing 2.35 @25 °C Max. 2.4 VPC Max ripple 0.05C (A)
Electrolyte	Sulphuric acid Analytical grade purity
Venting Valve	EPDM Rubber 1.5 to 2 psi (10.5 - 14 KPa) release pressure. Resealing at 1 psi (7 KPa)
Terminal	Epoxy sealed by extended mechanical paths
Torque setting	The recommended torque value is 5-7 Nm
Connectors	Supplied as standard



Haze Battery Company keenly encourages environmental awareness; PLEASE follow guidelines for the recycling /disposal of lead.

Website: www.hazebattery.com
E mail : sales@hazebattery.com

Sealed Lead Acid 12 Volt Bloc AGM Range
PRODUCT SHEET HZB12-100FA

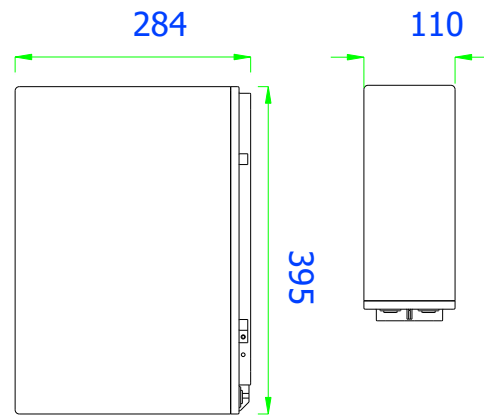
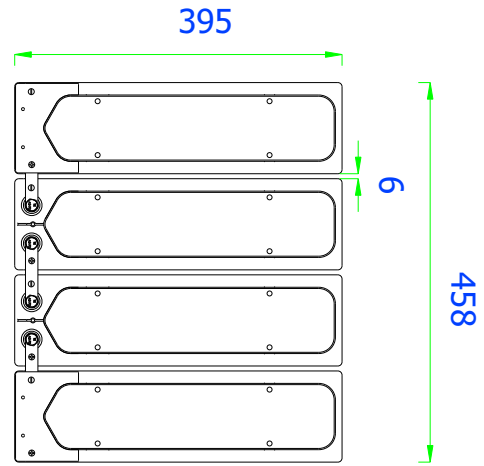
12V
AGM

Specifications

Nominal Voltage		12V	
Nominal Capacity		100 Ah	C10
Dimensions	Total Height (Inc. terminals)	285 mm	11.22 inches
	Length	395 mm	15.55 inches
	Width	110 mm	4.33 inches
	Weight	32.6 Kg	72.05 lbs

Characteristics

Capacity 20-25 °C (68-77 °F) To 1.7 volts	20 hour rate	115.3 Ah
	10 hour rate	107.6 Ah
	5 hour rate	105.6 Ah
	1 hour rate	68.0 Ah
	15 min rate	48.9 Ah
	Internal Resistance	3.5 mOhms
Capacity correction for Temperature Variations (C20)	40 °C (104 °F)	102%
	20 °C (68 °F)	100%
	0 °C (32 °F)	85%
	-15 °C (5 °F)	65%
Self-Discharge 20 °C (68 °F)	Capacity after 1 months storage	98%
	Capacity after 3 months storage	94%
	Capacity after 6 months storage	86%
Max Charge Current 20 °C (68 °F)	30	
Terminal	Standard	16mm Insert M6 thread
	Optional	
Charging (Constant Voltage)	Cyclic	2.40 VPC (15-25 °C)
	Float	2.27 - 2.30 VPC (15-25 °C)



Constant Power Discharge - Watts per Cell @ 20-25 °C

End V per Cell	5M	10M	15M	20M	25M	30M	35M	40M	45M	60M	90M	2 hr	3 hr	4 hr	5 hr	6 hr	7 hr	8 hr	10hr	12hr	20hr	24hr
1.95	-	-	-	-	-	-	-	-	102	93.2	71.5	59.5	43.8	35.2	29.9	26.1	23.3	21.0	17.9	15.3	10.0	8.49
1.90	-	-	-	-	-	-	-	-	131	111	82.9	67.7	49.6	39.8	33.5	29.1	26.0	23.4	19.7	16.8	10.8	9.19
1.85	432	349	303	266	237	213	193	177	163	129	92.1	73.6	52.8	41.9	35.1	30.3	26.8	24.0	20.1	17.1	11.0	9.33
1.80	499	394	330	286	251	224	203	185	169	134	94.9	76.0	54.4	43.1	36.0	31.2	27.5	24.5	20.6	17.5	11.2	9.51
1.75	532	411	343	295	257	230	207	188	172	136	96.8	77.3	55.2	43.8	36.4	31.5	27.9	24.9	20.7	17.6	11.4	9.63
1.70	566	424	352	301	262	233	209	190	173	137	97.6	77.9	55.7	44.2	36.9	31.8	28.1	25.1	20.9	17.7	11.4	9.67
1.65	591	438	360	305	265	235	210	192	174	138	98.4	78.4	56.0	44.5	-	-	-	-	-	-	-	-
1.60	617	450	367	309	267	237	212	193	176	139	99.0	79.0	56.3	44.7	-	-	-	-	-	-	-	-

Constant Amps Discharge - Amps @ 20-25 °C

End V per Cell	5M	10M	15M	20M	25M	30M	35M	40M	45M	60M	90M	2 hr	3 hr	4 hr	5 hr	6 hr	7 hr	8 hr	10hr	12hr	20hr	24hr
1.95	-	-	-	-	-	-	-	-	50.5	45.9	36.1	30.4	23.2	18.7	15.9	13.6	12.1	10.7	8.99	7.69	5.01	4.28
1.90	-	-	-	-	-	-	-	-	64.7	54.8	41.8	34.6	26.3	21.1	17.7	15.2	13.4	11.9	9.91	8.45	5.44	4.64
1.85	247	198	171	146	126	110	97.4	87.9	80.1	63.7	46.5	37.7	27.9	22.3	18.6	15.8	13.9	12.3	10.1	8.59	5.54	4.70
1.80	289	225	185	155	132	115	101	91.5	83.3	66.1	47.9	38.8	28.6	22.9	19.0	16.2	14.2	12.5	10.3	8.79	5.65	4.80
1.75	312	238	192	159	135	117	104	93.5	84.9	67.2	48.9	39.4	29.0	23.2	19.2	16.4	14.4	12.7	10.5	8.93	5.72	4.85
1.70	335	246	196	162	137	119	105	94.8	86.0	68.0	49.3	39.7	29.2	23.4	19.4	16.5	14.5	12.8	10.6	8.97	5.77	4.88
1.65	346	254	200	164	139	120	106	95.7	86.8	68.8	49.8	40.1	29.5	23.6	-	-	-	-	-	-	-	-
1.60	368	261	204	167	140	122	107	96.5	87.7	69.5	50.3	40.4	29.8	23.8	-	-	-	-	-	-	-	-

Ampere Hour @ 20-25 °C

End V per Cell	2 hr	3 hr	4 hr	5 hr	6 hr	7 hr	8 hr	10hr	12hr	20hr	24hr
1.85	75.3	83.8	89.0	92.8	95.0	97.0	98.0	101	103	111	113
1.80	77.5	85.8	91.5	95.2	97.4	99.1	100	103	105	113	115
1.75	78.7	86.9	92.6	96.2	98.5	101	102	105	107	114	117
1.70	79.4	87.7	93.4	97.0	99.1	101	102	106	108	115	117
1.65	80.2	88.5	94.2	-	-	-	-	-	-	-	-
1.60	80.8	89.3	95.0	-	-	-	-	-	-	-	-



230710