

12 V 95Ah (C₂₀) Deep Cycle Flooded Battery

PHYSICAL CHARACTERISTICS

	SI Units	US Units
Length	304 mm	12 inch
Width	173 mm	6.8 inch
Height	220 mm	8.7 inch
Typical weight	24,4 kg	53.8 lbs



Specifications:

- Nominal voltage: 12 V
- Rated capacity: 95 Ah (at C₂₀ and 25 °C)
- Plate technology: Antimony / Calcium
- Separator: Polyethylene + glass mat
- Electrolyte: Sulphuric acid; analytical grade
- Standards: IEC 60254; IEC 61427
- Case / Lid material: Polypropylene
- Lid type: Double / Flat
- Terminal type: Top / Automotive
- Carrying Handles: Available
- Cycles at 75% DoD: more than 400
- PVES applications: more than 800 cycles

Performance characteristics:

BATTERY DISCHARGE PERFORMANCE AT 25°C

Discharge rate	C ₅ (5 h)	C ₂₀ (20 h)	C ₁₀₀ (100 h)	Capacity at 25 A
End of discharge voltage	10.20 V	10.50 V	10.80 V	10.50 V
Discharge capacity	75 Ah	95 Ah	100 Ah	190 min / 80 Ah

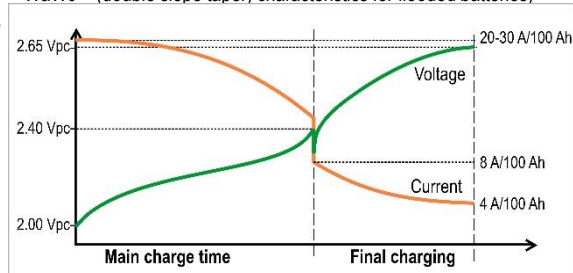
Temperature correction factor of discharge C₂₀ (20 h) capacity

Temperature	-10 °C	0 °C	10 °C	15 °C	20 °C	30 °C	40 °C
Correction factor	0.83	0.87	0.92	0.94	0.97	1.03	1.09

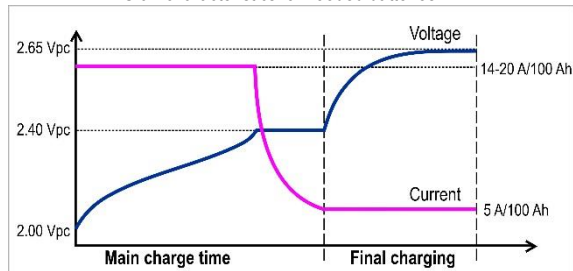
BATTERY CHARGE CONDITIONS

Charging profiles: WaW0 and IU1a Charge factor: 1.10 – 1.20

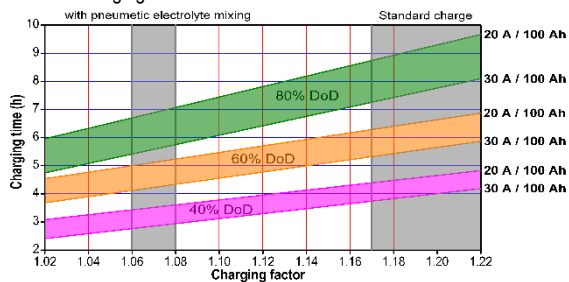
WaW0 – (double slope taper) characteristics for flooded batteries



IU1a – characteristics for flooded batteries



Charging times with WaW0-characteristics in hours



Charging times with IU1a-characteristics in hours

